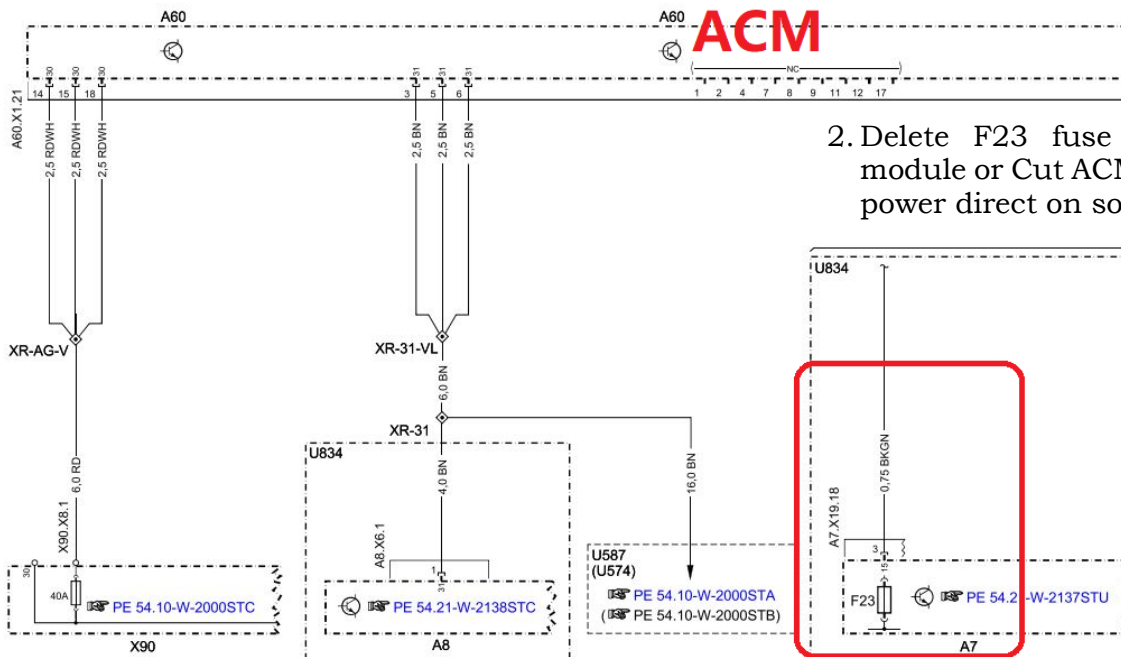



# CAN module BoardControl Mercedes MP4 EURO6 manual



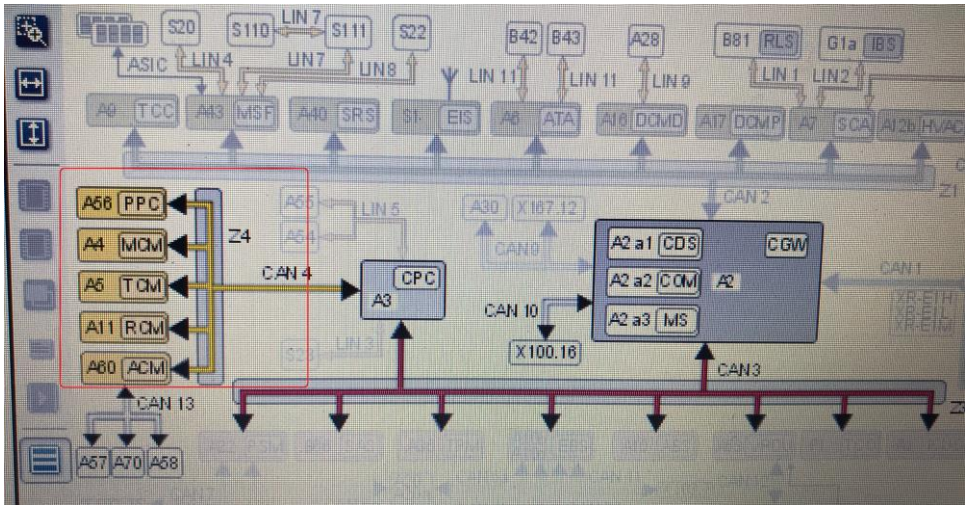
1. First of all you have to flash the CAN module. The software on the Board Control server is updated periodically. Software update in previously installed CAN modules is also possible. (The flashing procedure is described in a separate manual)



2. Delete F23 fuse at the A7 module or Cut ACM (A60) ECU power direct on socket.



Or CUT power direct on the ACM socket



3. Connect Board Control CAN module to the CAN4 bus. Connection is possible in different places: star point Z4 at cab, or under front grille, or direct on ACM socket. Find +15 PWR and GND using multimetr.

